

Scaled data based on original data using
LM-79-08 Approved Method: Electrical and Photometric Measurements of Solid-
State Lighting Products

Test Report Prepared for
Cooper Lighting Solutions
(formerly Eaton)

Brand: INVUE

Report Number: P367833

Luminaire Tested: **MSA-SA3B-740-U-5WQ**

Issue Date: 12/2/2019

Test Information

Test Method: LM-79-08
Report Number: P367833
TEST IS SCALED FROM IESNA LM-79-08 TEST DATA (G2-1910-543-4)
Test Lab: INNOVATION CENTER
Issue Date: 12/2/2019
Manufacturer: COOPER LIGHTING SOLUTIONS (FORMERLY EATON)
Product Line: INVUE
Catalog Number: MSA-SA3B-740-U-5WQ
Description: MESA POST TOP DECORATIVE LUMINAIRE. (3) LIGHTSQUARES WITH 16 LEDS EACH AND TYPE V WIDE OPTICS.
Light Source: -
Ballast/Driver: ELECTRONIC DRIVER

Summary

Lumens per Lamp: N/A
Luminaire Lumens: 15769 lumens
Efficiency: N/A
Efficacy: 125.2 lumens/watt
Luminous Opening: Rectangular (W 1' x L: 1' x H: 0')
IES Classification: Type V - Short
BUG Rating: B4 - U0 - G2

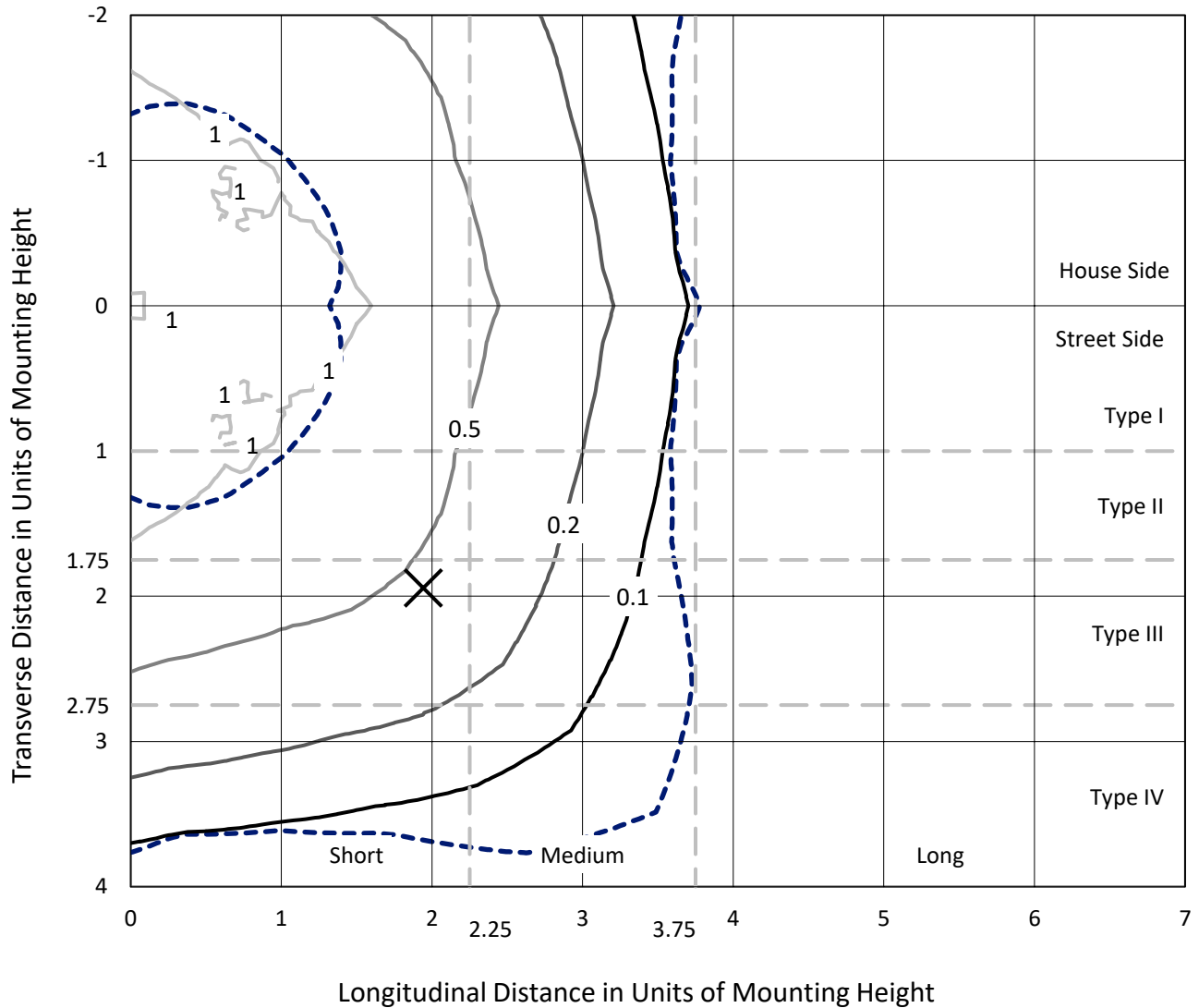
Input Watts (W): 126
Input Voltage (V): NR
Input Current (Ain): NR
Voltage Rise (V): NR
Power Factor: NR
Total Harmonic Distortion (THDi): NR
Frequency (hertz): 60
Stabilization Time: NR
Operation Time: NR
Ambient Temperature (°C): NR
Test Distance: 24 FT



REPORT NUMBER: P367833
 CATALOG NUMBER: MSA-SA3B-740-U-5WQ

Iso-Footcandle Lines of Horizontal Illumination

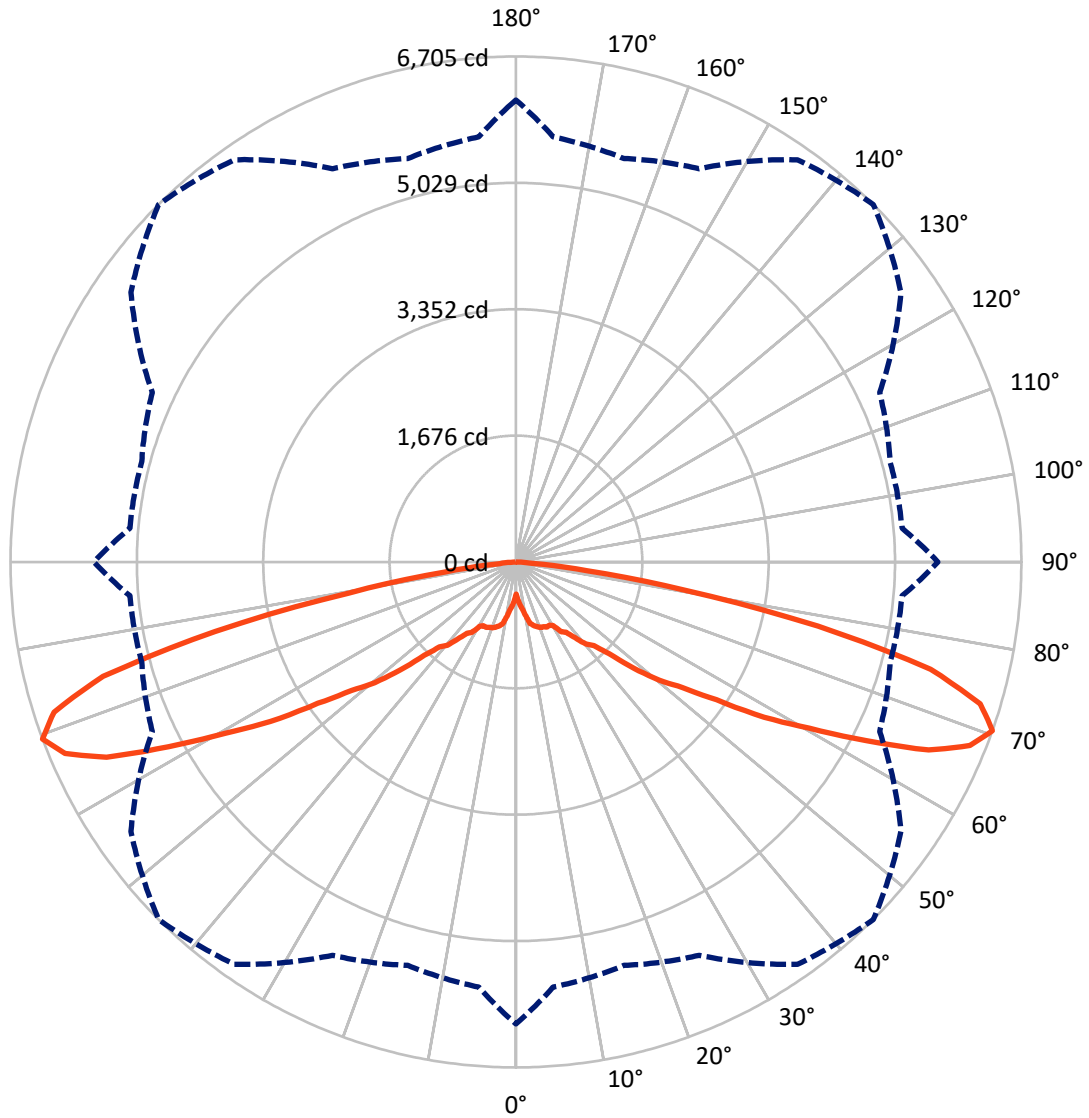
✕ Max cd
 - - - 1/2 Max cd



Based on 25 foot mounting height. Maximum calculated value = 1.4 fc
 Type V - Short - N/A

REPORT NUMBER: P367833
CATALOG NUMBER: MSA-SA3B-740-U-5WQ

Luminous Intensity Polar Plot



— Vertical Plane Through 45-Deg Lateral - - - Horizontal Cone Through 70-Deg Vertical

REPORT NUMBER: P367833

CATALOG NUMBER: MSA-SA3B-740-U-5WQ

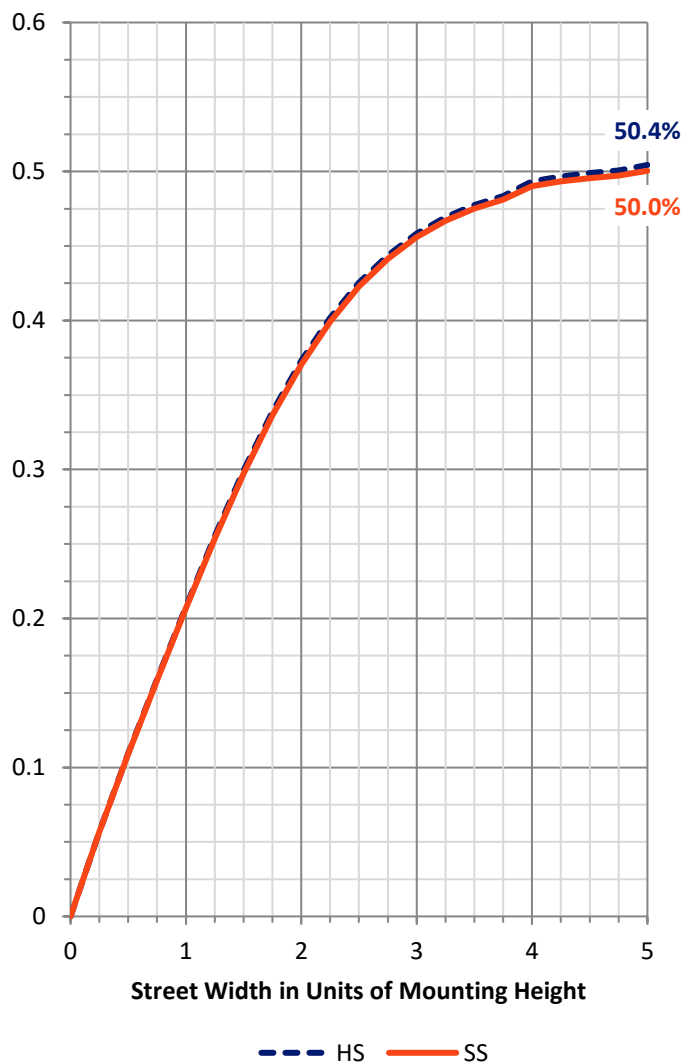
FLUX DISTRIBUTION:

		Downward	Upward	Total
House Side	Lumens	7884.5	0.0	7884.5
	% Fixture	50.0	0.0	50.0
Street Side	Lumens	7884.5	0.0	7884.5
	% Fixture	50.0	0.0	50.0
Total	Lumens	15769.0	0.0	15769.0
	% Fixture	100.0	0.0	100.0

ZONAL LUMENS:

Zone	Lumens	% Fixture
0°-10°	62.0	0.4
10°-20°	248.2	1.6
20°-30°	469.3	3.0
30°-40°	817.4	5.2
40°-50°	1562.7	9.9
50°-60°	3030.2	19.2
60°-70°	5306.0	33.6
70°-80°	3987.8	25.3
80°-90°	285.3	1.8
90°-100°	0.0	0.0
100°-110°	0.0	0.0
110°-120°	0.0	0.0
120°-130°	0.0	0.0
130°-140°	0.0	0.0
140°-150°	0.0	0.0
150°-160°	0.0	0.0
160°-170°	0.0	0.0
170°-180°	0.0	0.0
0°-90°	15769.0	100.0
0°-180°	15769.0	100.0

Coefficient of Utilization



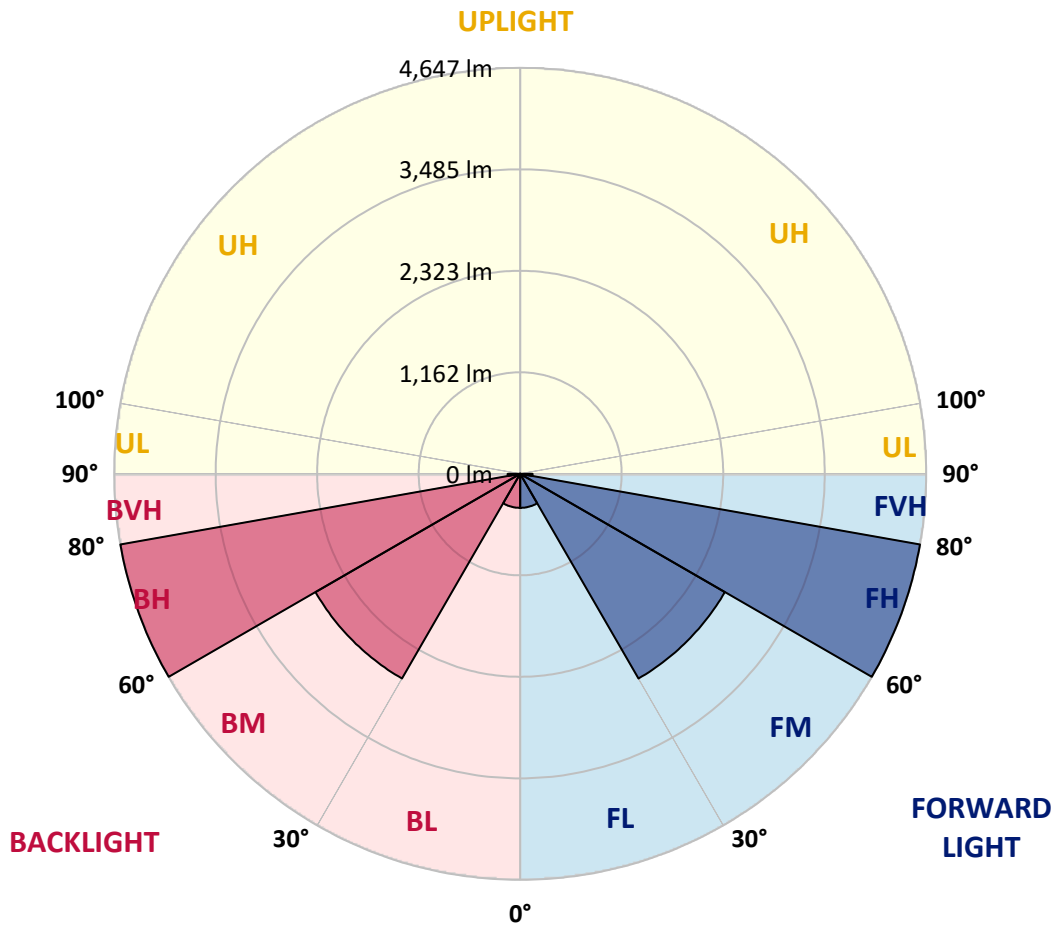
REPORT NUMBER: P367833
 CATALOG NUMBER: MSA-SA3B-740-U-5WQ

LUMINAIRE CLASSIFICATION SYSTEM LUMEN TABLE AND BUG RATING:

Zone	Lumens	% Fixture	Zone Rating/Lumen Limit		
			B	U	G
FL (0°-30°)	389.8	2.5			
FM (30°-60°)	2705.2	17.2			
FH (60°-80°)	4646.9	29.5			G2/5000
FVH (80°-90°)	142.7	0.9			G2/225
BL (0°-30°)	389.8	2.5	B1/500		
BM (30°-60°)	2705.2	17.2	B3/5000		
BH (60°-80°)	4646.9	29.5	B4/5000		G2/5000
BVH (80°-90°)	142.7	0.9			G2/225
UL (90°-100°)	0.0	0.0		U0/0	
UH (100°-180°)	0.0	0.0		U0/0	

BUG Rating: B4-U0-G2

Type V Short





REPORT NUMBER: P367833
 CATALOG NUMBER: MSA-SA3B-740-U-5WQ

CANDELA DISTRIBUTION (FULL):

	0°	5°	15°	25°	35°	45°	55°	65°	75°	85°	90°
0°	426.4	426.4	426.4	426.4	426.4	426.4	426.4	426.4	426.4	426.4	426.4
2.5°	518.8	510.8	485.7	486.9	498.6	499.8	501.0	485.7	482.1	513.2	515.1
5°	658.8	640.5	622.1	614.8	603.8	573.2	606.8	610.5	617.9	641.7	652.7
7.5°	752.4	729.8	704.7	689.4	659.5	634.4	661.9	684.5	699.2	726.1	741.4
10°	770.2	756.7	755.5	728.6	723.1	732.3	730.4	731.0	753.1	753.7	762.8
12.5°	825.8	835.6	816.7	807.5	813.0	835.6	817.3	809.3	814.8	839.9	829.5
15°	898.6	910.3	881.5	866.8	852.2	873.6	854.6	868.7	886.4	904.8	895.6
17.5°	979.4	980.0	940.9	886.4	899.3	902.3	895.6	884.0	934.7	978.8	974.5
20°	1023.4	1022.8	955.5	881.5	919.4	926.2	920.1	880.3	956.8	1017.3	1015.5
22.5°	1068.7	1055.3	974.5	914.6	928.6	934.1	920.1	916.4	974.5	1058.9	1058.3
25°	1093.2	1104.8	1016.1	978.8	967.2	954.3	966.5	972.7	1028.3	1110.9	1087.1
27.5°	1169.6	1150.7	1028.3	1024.7	1000.2	949.4	991.6	1021.6	1024.7	1158.0	1182.5
30°	1238.8	1246.1	1083.4	1088.9	1044.2	980.0	1045.5	1093.2	1102.4	1247.3	1244.9
32.5°	1312.2	1315.2	1181.3	1124.4	1105.4	1103.0	1077.9	1119.5	1191.7	1307.9	1312.8
35°	1423.5	1448.6	1268.7	1192.3	1168.4	1144.0	1166.0	1203.3	1270.6	1444.9	1432.7
37.5°	1678.6	1638.8	1459.0	1300.6	1284.7	1274.9	1292.6	1319.5	1457.2	1643.1	1700.0
40°	1856.6	1837.7	1593.0	1479.8	1379.5	1432.1	1390.5	1494.5	1608.3	1838.9	1875.6
42.5°	2132.5	2048.1	1796.7	1656.6	1552.6	1515.3	1538.5	1674.3	1819.3	2076.2	2148.4
45°	2397.4	2267.1	2051.8	1928.2	1770.4	1731.2	1762.4	1922.1	2089.7	2292.8	2420.0
47.5°	2667.8	2533.2	2296.5	2117.8	1988.8	2105.6	2003.4	2155.2	2322.2	2558.3	2671.5
50°	2948.6	2799.3	2565.6	2371.1	2360.1	2463.5	2341.1	2418.8	2573.6	2818.3	2951.6
52.5°	3271.0	3110.1	2876.4	2744.9	2770.6	2763.8	2739.4	2725.3	2877.6	3118.0	3276.5
55°	3654.5	3480.8	3294.2	3233.7	3304.6	3228.1	3264.2	3259.3	3281.4	3453.3	3638.6
57.5°	4118.2	3921.9	3734.7	3721.2	3812.4	3884.5	3820.3	3727.9	3689.4	3856.4	4068.7
60°	4702.4	4461.4	4255.9	4213.7	4473.6	4473.0	4414.9	4208.2	4193.5	4382.5	4638.2
62.5°	5347.8	5054.2	4829.7	4762.4	5169.8	5215.7	5034.6	4663.9	4739.8	4892.1	5195.5
65°	5895.9	5543.0	5333.8	5315.4	5813.4	6015.8	5615.8	5108.6	5133.1	5259.7	5588.2
67.5°	6253.2	5828.0	5661.6	5750.3	6369.4	6496.1	6124.1	5405.9	5319.1	5371.7	5764.4
70°	6127.8	5660.4	5540.5	5755.9	6513.2	6704.7	6233.6	5322.7	5138.0	5140.4	5596.8
72.5°	5177.8	4733.0	4789.9	5185.1	6173.1	6441.6	5727.1	4807.7	4429.6	4420.4	4834.6
75°	3423.9	3126.6	3351.1	3967.1	5131.9	5681.2	4745.3	3768.3	3294.2	3140.1	3460.0
77.5°	1497.5	1459.6	1648.6	2344.8	3498.5	4094.4	3399.4	2461.6	1791.8	1490.2	1627.8
80°	401.3	392.7	493.1	889.5	1703.1	2254.9	1839.5	981.8	512.6	373.2	395.8
82.5°	146.2	149.9	182.9	249.0	561.0	949.4	611.1	286.9	193.9	159.1	159.1
85°	63.6	61.8	88.7	99.7	152.9	214.7	175.6	121.7	97.9	73.4	70.4
87.5°	17.1	21.4	30.0	31.2	39.8	32.4	46.5	42.8	36.7	25.7	20.8
90°	0.0	0.0	0.0	0.0	0.0	0.0	0.0	0.0	0.0	0.0	0.0

(END OF REPORT)